

GEEO provides these links and suggestions for your convenience, but you are solely responsible for meeting the entry requirements upon arrival. We encourage you to personally review the visa and COVID-related requirements from official sources to ensure that you'll be allowed to enter the country.

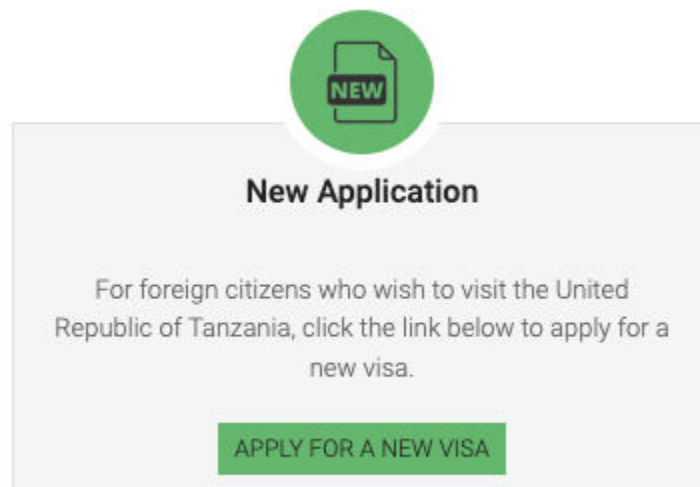
## 2023 GEEO Tanzanian Tourist Visa Application Guidance

Support Email: [visatanzania@immigration.go.tz](mailto:visatanzania@immigration.go.tz)

<https://visa.immigration.go.tz/>

You have the option of applying for a multiple-entry e-visa online before your trip or waiting in line at the airport to get a single-entry visa on arrival. If you need more involved support in acquiring your tourist visa, we suggest using [Visa HQ's services](#).

1. Go to this page in your web browser: <https://visa.immigration.go.tz/>
2. Click “apply for a new visa”



- a.
3. Fill in your information on this page:

Apply for a new Visa

You are about to apply for a new Visa. Please fill the required information to generate an application ID which you can use for future references.

**Basic Information**

**Email \***

Email

**Passport Number \***

Passport No.

**Passport Issue Country \***

-- Passport Issue Country --

**Security Question \***

-- Select Question --

**Security Answer \***

Answer

I'm not a robot

reCAPTCHA  
Privacy - Terms

Start New Application | >

- a.
- b. **DON'T FORGET TO SAVE YOUR APPLICATION ID NUMBER!** This will allow you to log back in and complete your application at a later time.

GEEO provides these links and suggestions for your convenience, but you are solely responsible for meeting the entry requirements upon arrival. We encourage you to personally review the visa and COVID-related requirements from official sources to ensure that you'll be allowed to enter the country.

4. Fill in your personal information on the next page:

The screenshot shows the 'Personal Information' section of the GEEO application form. At the top, there is a navigation menu on the left with options: Personal Information (selected), Contact, Address and Employment, Passport Information, Travel Information, Travel Companions, Documents, Declaration, Payments, and Complete. The main content area has a header 'Personal Information' and a note: 'Note: Information on this page must match the information as it is written in your passport.' The form fields are organized into sections: 'Personal Information' with fields for First name, Middle name, Surname, Gender (Male/Female), and Marital Status; 'Date and Place of Birth' with fields for Birth Date (Day, Month, Year) and Country; and 'Nationality' with fields for Nationality at Birth, Present Nationality, and Residence Status. At the bottom, there are two buttons: 'Save and exit' and 'Save and continue'.

- a.
- b. Please note that your nationality will be “American” as “United States of America” is not listed as an option.

5. Fill in your contact, address, and employment information:

The screenshot shows the 'Contact, Address and Employment' section of the GEEO application form. The navigation menu on the left is updated: Personal Information, Contact, Address and Employment (selected), Passport Information, Travel Information, Travel Companions, Documents, Declaration, Payments, and Complete. The main content area has a header 'Contact Information' and fields for Telephone No, Mobile No (with a country code dropdown), and Email. Below this is the 'Physical Address' section with fields for Present Physical Address, Present City, Present Country, Permanent Physical Address, Permanent City, and Permanent Country. The 'Employment' section has fields for Employment Status, Employer, and Occupation. At the bottom, there are two buttons: 'Save and exit' and 'Save and continue'.

GEEO provides these links and suggestions for your convenience, but you are solely responsible for meeting the entry requirements upon arrival. We encourage you to personally review the visa and COVID-related requirements from official sources to ensure that you'll be allowed to enter the country.

6. Provide your passport details. You most likely have an “ordinary” passport unless you are an official diplomat.

The screenshot shows a web application interface for passport information. At the top, there is a header with 'Application ID' followed by a redacted black box and 'Applicant Email : cindy@ggeo.org'. On the left side, there is a vertical navigation menu with the following items: 'Personal Information', 'Contact, Address and Employment', 'Passport Information' (which is highlighted with a blue arrow), 'Travel Information', 'Travel Companions', 'Documents', 'Declaration', 'Payments', and 'Complete'. The main content area is titled 'Passport Information' and contains several fields: 'Passport Type \*' (a dropdown menu with '- Select Pasport type -'), 'Country of Issue \*' (a dropdown menu with '- Select Country -'), 'Issuance Date \*' (three dropdown menus for Day, Month, and Year), 'Passport Number \*' (a text input field with a placeholder 'Passport Number' and a help icon), 'Place of issue \*' (a text input field with a placeholder 'Place of issue'), and 'Expiry Date \*' (three dropdown menus for Day, Month, and Year). Below these fields is a section titled 'Spouse Information' with 'Full name \*' (a text input field with a placeholder 'Spouse name') and 'Nationality \*' (a dropdown menu with '- Select country -'). At the bottom of the form, there are two buttons: 'Save and exit | 🗑️' and 'Save and continue | ↩️'.

a.

7. Complete your travel information.

- a. The hotel address is 37A Serengeti Rd, Arusha, Tanzania.
- b. See the screenshot below for our suggested answers to several fields where you may have questions.
- c. While you may only need a single-entry visa, as of the time of writing, that was not an option in this form. Please select “multiple entry visa” as it is the same price as a single entry.

GEEO provides these links and suggestions for your convenience, but you are solely responsible for meeting the entry requirements upon arrival. We encourage you to personally review the visa and COVID-related requirements from official sources to ensure that you'll be allowed to enter the country.

Application ID: [REDACTED] Applicant Email: cindy@ggeo.org

**Tanzania Embassy**

**Country from where you are applying \***  
UNITED STATES OF AMERICA

**Nearby embassy to handle your application \***  
Washington, D.C., U.S.A

**Visit Details**

**Type of Visa Requested \***  
Multiple Entry Visa

**Purpose of your visit \***  
Leisure and Holiday (Bilateral Agreement,USA)

**Is this your first time to visit Tanzania? \***  
 Yes  No

**Last visit date**  
Day Month Year

**Visa Number**  
Last Visa Number

**Travel Plans**

**Destination \***  
Tanzania Mainland

**Onward Country**  
-- Select Country --

**Port Type \***  
Airports

**Port of entry**  
-- Select port --

**Port of departure**  
-- Select port --

**Date of arrival \***  
Day Month Year

**Stay duration (days) \***  
Stay duration (days)

**Local Host**

**Host \***  
Self

**Full name**  
Full name

**Mobile No**  
Mobile No

**Email**  
Email

**Company name/ Organization registration No**  
Company name/ Organization registration No

**Relationship**  
Relationship

**Physical Address**  
Physical Address

**Accommodation**

**Where are you going to stay? \***  
Hotel

**Physical Address \***  
37A Serengeti Rd, Arusha, Tanzania

**Countries Resided** [+ Add resided country](#)

d.

8. Provide details about your travel companions. "G Adventures/GEEO" is your group or organization name.

GEEO provides these links and suggestions for your convenience, but you are solely responsible for meeting the entry requirements upon arrival. We encourage you to personally review the visa and COVID-related requirements from official sources to ensure that you'll be allowed to enter the country.

Application ID : [REDACTED] Applicant Email : cindy@geeo.org

- Personal Information
- Contact, Address and Employment
- Passport Information
- Travel Information
- Travel Companions**
- Documents
- Declaration
- Payments
- Complete

Who is accompanying you?

**Are you traveling as part of a group or organization?**

Yes  No

**Group or Organization Name \***

G Adventures/GEEO

**Are you being accompanied by any minors?**

Yes  No

Save and exit | 🗑️ Save and continue | ➡️

a.


9. Upload a picture of your passport, a passport-sized photo of yourself, and a PDF copy of your return airline ticket.

Application ID : [REDACTED] Applicant Email : cindy@geeo.org

- Personal Information
- Contact, Address and Employment
- Passport Information
- Travel Information
- Travel Companions
- Documents**
- Declaration
- Payments
- Complete


Upload Documents

**Applicant passport size photo**  
(Supported types are 'jpeg/png', size = 300KB max)



Choose File | IMG\_6291

**Applicant Passport bio data page**  
(Supported types are 'jpeg/png', size = 300KB max)



Choose File | 672952149.765751

**Supporting Document(s)**

**Return Ticket** (Supported type is 'pdf', size = 1MB max)

Choose File | GCC\_FallCle...Challenge.pdf

Save and exit | 🗑️ Save and continue | ➡️

a.

- b. Make sure your photos are the appropriate size as noted above. If you need to resize them, we suggest using <https://pixlr.com/editor/>. You may also email [travel@geeo.org](mailto:travel@geeo.org) and we will resize it for you if you do not know how.

GEEO provides these links and suggestions for your convenience, but you are solely responsible for meeting the entry requirements upon arrival. We encourage you to personally review the visa and COVID-related requirements from official sources to ensure that you'll be allowed to enter the country.

10. Declaration: review your application details carefully to ensure everything is correct.

Application ID: [REDACTED] Applicant Email: cindy@ggeo.org

- Personal Information
- Contact, Address and Employment
- Passport Information
- Travel Information
- Travel Companions
- Documents
- Declaration**
- Payments
- Complete

**NOTE:** Please review your information carefully, once you submit this information you can not revert or edit.

### Application Details

First Name	Surname	Middle Name
[REDACTED]		
Gender	Marital Status	
[REDACTED]	[REDACTED]	
Date and Place of Birth		
Date of Birth	Country	City
[REDACTED]	UNITED STATES OF AMERICA	[REDACTED]
Nationality		
Country at Birth	Present Nationality (Country)	Residence Status
AMERICAN	AMERICAN	Citizen

### Contact, Address and Employment

Contact Information		
Telephone No	Mobile No	Email
[REDACTED]	[REDACTED]	cindy@ggeo.org
Present Address		
Address	City	Country
[REDACTED]	[REDACTED]	UNITED STATES OF AMERICA
Permanent Address		
Address	City	Country
[REDACTED]	[REDACTED]	UNITED STATES OF AMERICA
Employment		
Employment Status	Employer	Occupation
Employed	[REDACTED]	[REDACTED]

### Passport Information

Passport Type	Passport Number	Issued Country
[REDACTED]	[REDACTED]	[REDACTED]

a.

11. Payment: pay for your visa. This is where the GEEO guidance ends, as our headquarters staff is not traveling on this program with you and did not pay for a visa. Should you need further assistance, please email [visatanzania@immigration.go.tz](mailto:visatanzania@immigration.go.tz).

Application ID: [REDACTED] Applicant Email: cindy@ggeo.org

- Personal Information
- Contact, Address and Employment
- Passport Information
- Travel Information
- Travel Companions
- Documents
- Declaration
- Payments**
- Complete

**THE UNITED REPUBLIC OF TANZANIA**  
MINISTRY OF HOME AFFAIRS  
IMMIGRATION SERVICES DEPARTMENT

To: CYNTHIA BEECHER, UNITED STATES OF AMERICA


Invoice No: [REDACTED]  
Application: [REDACTED]  
Invoice Date: 29-Apr-2022

Description	Sub Total
Multiple Entry Visa	USD 100.00

### Payment Methods

- Bank Deposit / Swift Transfer
 

Bank Name:	NMB USD
Account No.:	20107300025
Account Name:	IMMIGRATION REVENUE COLLECTION ACCOUNT
Branch:	Bank House
Swift Code:	NMIBTZTZ
- Visa or Mastercard
 

 Accepted cards are Visa or Mastercard

Payment Due:	29-May-2022
Subtotal:	USD 100.00
Total:	USD 100.00

**Note to Commercial Bank:**

- Field 59 of MT103 is an "Account Number" with value: 20107300025. Must be captured correctly.
- Field 70 of MT103 is a "Control Number" with value: 991093306088. Must be captured correctly.

Export Invoice | Continue later | Proceed with Visa or Mastercard