

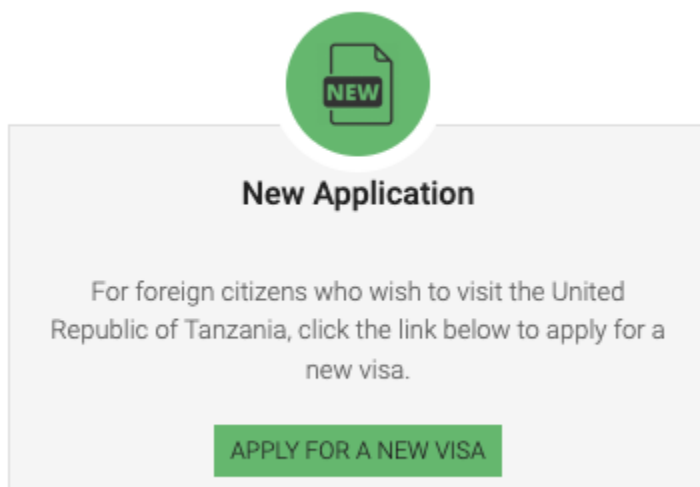
GEEO provides these links and suggestions for your convenience, but you are solely responsible for meeting the entry requirements upon arrival. We encourage you to personally review the visa and COVID-related requirements from official sources to ensure that you'll be allowed to enter the country.

2023 GEEO Tanzanian Tourist Visa Application Guidance

Support Email: visatanzania@immigration.go.tz
<https://eservices.immigration.go.tz/visa/guidelines>

You have the option of applying for a multiple-entry e-visa online before your trip or waiting in line at the airport (typically 2+ hours) to get a single-entry visa on arrival. If you need more involved support in acquiring your tourist visa, we suggest using [Visa HQ's services](#).

1. Go to this page in your web browser: <https://eservices.immigration.go.tz/visa/>
2. Click “apply for a new visa”



- a.
3. Fill in your information on this page:

A screenshot of a web form titled "Apply for a new Visa". The form is divided into two columns. The left column contains the text: "You are about to apply for a new Visa. Please fill the required information to generate an application ID which you can use for future references." The right column is titled "Basic Information" and contains several input fields: "Email *" with a text box and a copy icon; "Passport Number *" with a text box; "Passport Issue Country *" with a dropdown menu showing "-- Passport Issue Country --"; "Security Question *" with a dropdown menu showing "-- Select Question --"; and "Security Answer *" with a text box. At the bottom of the form, there is a checkbox labeled "I'm not a robot" next to a reCAPTCHA logo and the text "reCAPTCHA Privacy - Terms". A blue button labeled "Start New Application | ↗" is located at the bottom right of the form.

- a.
- b. **DON'T FORGET TO SAVE YOUR APPLICATION ID NUMBER!** This will allow you to log back in and complete your application at a later time.

GEEO provides these links and suggestions for your convenience, but you are solely responsible for meeting the entry requirements upon arrival. We encourage you to personally review the visa and COVID-related requirements from official sources to ensure that you'll be allowed to enter the country.

4. Fill in your personal information on the next page:

The screenshot shows the 'Personal Information' section of the GEEO application form. At the top, there is a header with 'Application ID' (redacted) and 'Applicant Email : cindy@ggeo.org'. A blue navigation sidebar on the left lists various sections: Personal Information (selected), Contact, Address and Employment, Passport Information, Travel Information, Travel Companions, Documents, Declaration, Payments, and Complete. The main content area has a yellow note: 'Note: Information on this page must match the information as it is written in your passport.' Below this, the 'Personal Information' section includes fields for First name, Middle name, and Surname. The Gender section has radio buttons for Male and Female. The Marital Status section has a dropdown menu. The Date and Place of Birth section includes fields for Birth Date (Day, Month, Year) and Country. The Nationality section includes fields for Nationality at Birth, Present Nationality, and Residence Status. At the bottom, there are two buttons: 'Save and exit' and 'Save and continue'.

- a.
- b. Please note that your nationality will be “American” as “United States of America” is not listed as an option.

5. Fill in your contact, address, and employment information:

The screenshot shows the 'Contact, Address and Employment' section of the GEEO application form. The header and navigation sidebar are the same as in the previous screenshot. The main content area is titled 'Contact Information' and includes fields for Telephone No, Mobile No (with a country code dropdown), and Email. Below this is the 'Physical Address' section, which has fields for Present Physical Address, Present City, Present Country, Permanent Physical Address, Permanent City, and Permanent Country. The 'Employment' section includes fields for Employment Status, Employer, and Occupation. At the bottom, there are two buttons: 'Save and exit' and 'Save and continue'.

GEEO provides these links and suggestions for your convenience, but you are solely responsible for meeting the entry requirements upon arrival. We encourage you to personally review the visa and COVID-related requirements from official sources to ensure that you'll be allowed to enter the country.

6. Provide your passport details. You most likely have an “ordinary” passport unless you are an official diplomat.

The screenshot shows a web application interface for passport information. At the top, there is a header with 'Application ID' followed by a redacted black box and 'Applicant Email : cindy@ggeo.org'. On the left side, there is a vertical navigation menu with the following items: 'Personal Information', 'Contact, Address and Employment', 'Passport Information' (which is highlighted with a blue arrow), 'Travel Information', 'Travel Companions', 'Documents', 'Declaration', 'Payments', and 'Complete'. The main content area is titled 'Passport Information' and contains several sections: 'Passport Type *' with a dropdown menu showing '-- Select Pasport type --'; 'Country of Issue *' with a dropdown menu showing '-- Select Country --'; 'Issuance Date *' with three dropdown menus for 'Day', 'Month', and 'Year'; 'Passport Number *' with a text input field; 'Place of issue *' with a text input field; 'Expiry Date *' with three dropdown menus for 'Day', 'Month', and 'Year'; 'Spouse Information' section with 'Full name *' (text input) and 'Nationality *' (dropdown menu showing '-- Select country --'); and 'Spouse name' (text input). At the bottom of the form, there are two buttons: 'Save and exit | 🗑️' and 'Save and continue | ↩️'.

a.

7. Complete your travel information.

- a. The hotel address is 37A Serengeti Rd, Arusha, Tanzania.
- b. See the screenshot below for our suggested answers to several fields where you may have questions.
- c. While you may only need a single-entry visa, as of the time of writing, that was not an option in this form. Please select “multiple entry visa” as it is the same price as a single entry.

GEEO provides these links and suggestions for your convenience, but you are solely responsible for meeting the entry requirements upon arrival. We encourage you to personally review the visa and COVID-related requirements from official sources to ensure that you'll be allowed to enter the country.

Application ID: [REDACTED]
Applicant Email : cindy@ggeo.org

- [Personal Information](#)
- [Contact, Address and Employment](#)
- [Passport Information](#)
- [Travel Information](#)
- [Travel Companions](#)
- [Documents](#)
- [Declaration](#)
- [Payments](#)
- [Complete](#)

Tanzania Embassy

Country from where you are applying *

Nearby embassy to handle your application *

Visit Details

Type of Visa Requested *

Purpose of your visit *

Is this your first time to visit Tanzania? *
 Yes No

Last visit date

Visa Number

Travel Plans

Destination *

Onward Country

Port Type *

Port of entry

Port of departure

Date of arrival *

Stay duration (days) *

Local Host

Host *

Mobile No

Full name

Company name/ Organization registration No

Email

Physical Address

Relationship

Accommodation

Where are you going to stay? *

Physical Address *

Countries Resided

[+ Add resided country](#)

d.

8. Provide details about your travel companions. "G Adventures/GEEO" is your group or organization name.

GEEO provides these links and suggestions for your convenience, but you are solely responsible for meeting the entry requirements upon arrival. We encourage you to personally review the visa and COVID-related requirements from official sources to ensure that you'll be allowed to enter the country.

Application ID : [REDACTED] Applicant Email : cindy@geeo.org

- Personal Information
- Contact, Address and Employment
- Passport Information
- Travel Information
- Travel Companions**
- Documents
- Declaration
- Payments
- Complete

Who is accompanying you?

Are you traveling as part of a group or organization?

Yes No

Group or Organization Name *

G Adventures/GEEO

Are you being accompanied by any minors?

Yes No

Save and exit | [REDACTED]

Save and continue | ↩

a.


9. Upload a picture of your passport, a passport-sized photo of yourself, and a PDF copy of your return airline ticket.

Application ID : [REDACTED] Applicant Email : cindy@geeo.org

- Personal Information
- Contact, Address and Employment
- Passport Information
- Travel Information
- Travel Companions
- Documents**
- Declaration
- Payments
- Complete


Upload Documents

Applicant passport size photo
(Supported types are 'jpeg/png', size = 300KB max)



Choose File | IMG_6291

Applicant Passport bio data page
(Supported types are 'jpeg/png', size = 300KB max)



Choose File | 672952149.765751

Supporting Document(s)

Return Ticket (Supported type is 'pdf', size = 1MB max)

Choose File | GCC_FallCle...Challenge.pdf

Save and exit | [REDACTED]

Save and continue | ↩

a.

- b. Make sure your photos are the appropriate size as noted above. If you need to resize them, we suggest using <https://pixlr.com/editor/>. You may also email travel@geeo.org and we will resize it for you if you do not know how.

GEEO provides these links and suggestions for your convenience, but you are solely responsible for meeting the entry requirements upon arrival. We encourage you to personally review the visa and COVID-related requirements from official sources to ensure that you'll be allowed to enter the country.

10. Declaration: review your application details carefully to ensure everything is correct.

Application ID: [REDACTED] Applicant Email: cindy@geeo.org

- Personal Information
- Contact, Address and Employment
- Passport Information
- Travel Information
- Travel Companions
- Documents
- Declaration**
- Payments
- Complete

NOTE: Please review your information carefully, once you submit this information you can not revert or edit.

Application Details

First Name	Surname	Middle Name
[REDACTED]		
Gender	Marital Status	
[REDACTED]	[REDACTED]	
Date of Birth	Date and Place of Birth	
[REDACTED]	[REDACTED]	
Country	City	
UNITED STATES OF AMERICA	[REDACTED]	
Country at Birth	Present Nationality (Country)	Residence Status
AMERICAN	AMERICAN	Citizen

Contact, Address and Employment

Telephone No	Mobile No	Email
[REDACTED]	[REDACTED]	cindy@geeo.org
Address	City	Country
[REDACTED]	[REDACTED]	UNITED STATES OF AMERICA
Address	City	Country
[REDACTED]	[REDACTED]	UNITED STATES OF AMERICA
Employment Status	Employer	Occupation
Employed	[REDACTED]	[REDACTED]

Passport Information

Passport Type	Passport Number	Issued Country
[REDACTED]	[REDACTED]	[REDACTED]

a.

11. Payment: pay for your visa. This is where the GEEO guidance ends, as our headquarters staff is not traveling on this program with you and did not pay for a visa. Should you need further assistance, please email visatanzania@immigration.go.tz.

Application ID: [REDACTED] Applicant Email: cindy@geeo.org

- Personal Information
- Contact, Address and Employment
- Passport Information
- Travel Information
- Travel Companions
- Documents
- Declaration
- Payments**
- Complete

THE UNITED REPUBLIC OF TANZANIA
MINISTRY OF HOME AFFAIRS
IMMIGRATION SERVICES DEPARTMENT

To: CYNTHIA BEECHER, UNITED STATES OF AMERICA

Invoice No: [REDACTED]
Application: [REDACTED]
Invoice Date: 29-Apr-2022


Description	Sub Total
Multiple Entry Visa	USD 100.00

Payment Methods

1. Bank Deposit / Swift Transfer

Bank Name:	NMB USD
Account No.:	20107300025
Account Name:	IMMIGRATION REVENUE COLLECTION ACCOUNT
Branch:	Bank House
Swift Code:	NMIBTZTZ

2. Visa or Mastercard

 Accepted cards are Visa or Mastercard

Payment Due:	29-May-2022
Subtotal:	USD 100.00
Total:	USD 100.00

Note to Commercial Bank:

- Field 59 of MT103 is an "Account Number" with value: 20107300025. Must be captured correctly.
- Field 70 of MT103 is a "Control Number" with value: 991093306088. Must be captured correctly.

[Export Invoice](#) [Continue later](#) [Proceed with Visa or Mastercard](#)